

REMOTE CONTROL TRUCK WORK LIGHT

with Built-in Rechargeable Li-ion Battery



The Jameson RC Truck Work light is a robust and versatile LED light designed for vehicle attachment and hands-free worksite illumination. With a high-impact, heat, and UV-resistant housing, it features precise tilt and rotate movements for accurate aiming. The wireless remote control has a range of 170 feet (50 meters), allowing convenient operation from a distance. The unit's innovative design includes a vehicle connector for simultaneous use and charging, ensuring it's always ready. With a base magnet that supports the unit's weight in any orientation and the ability for true wireless use with a built-in battery, the Jameson RC Truck Work light is a powerful and indispensable tool.

APPLICATION

Utility Truck • Emergency • Marine • Outdoor Recreation

Features

- Built-in rechargeable Li-ion battery
- Base magnet for temporary mounting
- Removable base for permanent (bolt-on) mounting
- Remote controlled LED lamp with tilt/rotate movement
- 4800 Lumens, Up to 3 hour battery life
- Built-in handle for easy carrying
- 110-VAC (home outlet) connector, for battery charging
- 12VDC (vehicle cigarette outlet) connector, for battery charging and regular use
- Belt pouch for wireless remote control
- 23A (qty 2) batteries for remote control




REMOTE CONTROL TRUCK WORK LIGHT

Designed to provide precision lighting for every occasion


Part Number	UPC	Description
31-RCSL1	810075961546	Remote control work light - w/battery




Scan QR Code to learn more



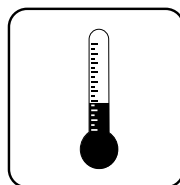
8" x 9" x 10"




7 lbs.




4800 lumen



-15°F to 115°F



3 Hours
(light only)



11.1V/10Ah
Li-ion



IP65

REMOTE CONTROL TRUCK WORK LIGHT

WITH BUILT-IN RECHARGEABLE LI-ION BATTERY

Folding Handle with High Impact Housing
Heat & UV Resistant

Mount to your vehicle and control from a distance for hands-free worksite illumination.

Accurate tilt and rotate movements allow you to aim with confidence

Wireless remote range is 170' (50m)

Vehicle connector allows you to use the unit and charge the battery at the same time, so your Work light is always ready.



Battery
Stop
Charging

3-Position Switch

Wall Charger Port

Built-in magnet will support unit weight in any orientation

Slide the unit out of the base and power with the built-in battery for true wireless use

Built-in rechargeable Li-ion battery

Application

Utility Truck • Emergency • Marine • Outdoor Recreation