



# DIRECTIONAL DRILLING SWIVELS

## Break-Away Swivels for Directional Drilling

Avoid overstressing cable or conduit being pulled in during directional drilling operations. The Condux Break-Away Swivels for directional drilling are designed exclusively to provide both the swivel and the break link for product pull-back. Eliminate the use of two or more components and shorten the gap between the reamer and pulling eye. No need to use "weak link" pipe sections or wire when using the Condux Break-Away Swivel.

Six different diameter swivels are available to accommodate various pulling needs. Break loads range from 1,200 lbs. (5,338 N) to 40,000 lbs. (111,250 N) and are designed to separate at +8/-2% of their rated break load. Order Replacement Pins as needed.

**NOTE:** D.Drill Swivels come with a 90 day limited warranty.

Condux Break-Away DDrill® Swivels are designed for use when directional drilling; however, they may be used in other applications where the swivel, product and pulling medium are segregated from personnel and a break would remain contained (a pipe or bore hole).

**WARNING:** Use in any manner other than that described above could result in severe personal injury or death.



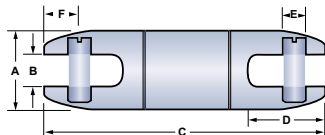
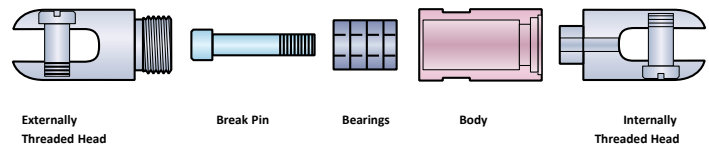
Break-Away D.Drill® Swivel  
1-1/4"-1-5/8" (32 mm - 41 mm)



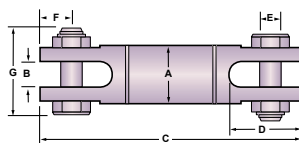
Break-Away D.Drill® Swivel  
2"-4" (51 mm - 102 mm)

Part Number	Break Load		Replacement Pin	
	(LBS.)	(N)	Part Number	Color
<b>1-1/4" Swivel (32 mm)</b>				
08021210	1,200	5,338	08021215	Brown/White
08021280	1,500	6,672	08021285	Green/Yellow
08021220	1,900	8,451	08021225	Violet/Black
08021230	2,000	8,896	08021235	Slate/White
08021240	2,500	11,120	08021245	Violet/Green
08021250	3,000	13,344	08021255	Slate/Red
08021260	3,400	15,123	08021265	Blue/Yellow
08021270	4,000	17,792	08021275	Red/Yellow
<b>1-5/8" Swivel (41 mm)</b>				
08021610	4,500	20,017	08021615	Slate/Yellow
08021620	5,000	22,241	08021625	Orange/Blue
08021630	5,500	24,465	08021635	Brown/Green
08021640	6,000	26,689	08021645	Blue/Brown
08021650	6,500	28,913	08021655	Red/Blue
08021660	7,000	31,136	08024505	Orange
08021670	7,500	33,360	08025505	Blue
08021680	8,000	35,584	08027905	Yellow
08021690	8,500	37,808	08028405	Slate

Part Number	Break Load		Replacement Pin	
	(LBS.)	(N)	Part Number	Color
<b>2" Swivel (51 mm)</b>				
08029200	9,000	40,032	08029205	Red
08029400	10,000	44,480	08029405	Green
<b>2-1/2" Swivel (64 mm)</b>				
08029600	12,000	53,376	08029605	White
08029700	14,000	62,272	08029705	Brown
<b>3" Swivel (76 mm)</b>				
08075600	18,500	82,288	08029720	Black
08075800	22,000	97,856	08075805	Yellow
08075820	25,000	111,250	08075825	Blue
<b>4" Swivel (102 mm)</b>				
08075940	40,000	177,928	08075945	Orange



Use these dimensions when ordering the 1-1/4" (32 mm), and the 1-5/8" (41 mm) swivels.



Use these dimensions when ordering the 2" (51 mm), the 2-1/2" (64 mm), the 3" (76 mm), and the 4" (102 mm) swivels.

### Break-Away Swivel Dimensions

	A		B		C		D		E		F		G	
	(IN)	(MM)	(IN)	(MM)	(IN)	(MM)	(IN)	(MM)	(IN)	(MM)	(IN)	(MM)	(IN)	(MM)
1-1/4	32	.56	14	6.57	167	1.34	34	.37	9	.59	15	-	-	
1-5/8	41	.63	16	7.22	183	1.59	40	.56	14	.78	20	-	-	
2	51	.75	19	7.86	200	1.81	46	.63	16	.75	19	2.89	73	
2-1/2	64	1.00	25	10.94	278	2.84	72	.88	22	1.25	32	3.67	93	
3	76	1.31	33	12.77	324	3.56	90	1.13	29	1.38	35	4.50	114	
4	102	1.63	41	15.25	387	4.00	102	1.25	32	1.88	48	5.58	142	